



PEGASUS®



**W3500P
SERIES**

2,3 or 4-needle,
flatbed,interlock stitch machine



**W3600P
SERIES**

2 or 3-needle,
cylinderbed,interlock stitch machine



Smart machines that create

“Oil Barrier” type

**W3500P
SERIES**



2,3 or 4-needle, flatbed,
interlock stitch machine

**W3600P
SERIES**



2 or 3-needle, cylinderbed,
interlock stitch machine

create various new values



Equipped with Direct Drive Motor

● Pegasus Original Motor

Designed and manufactured by PEGASUS.

**PEGASUS
Original**

● CE Marking

Compliance to standards in EU.

CE

● User Friendly

- Quick and Easy Installation.
- Motor Structure **Patented Design**
 - Sealed Motor Coil
 - Dust Protection and Heat Prevention.
 - No Coupling
 - Direct Transmission and Easy Setup.
- High power, 650W.

Point

01

"Oil Barrier" type machines that completely block oil leakage. Adopting a state-of-the-art "Oil Barrier" technology!


The needle bar and looper shaft include a newly designed oil seal, exerting dramatic "Oil Barrier" effectiveness, preventing oil leakage and oil splashes. And maintenance is very simple and easy, such as change the oil seal.

This "Oil Barrier" feature completely blocks even one drop of oil leaking from the needle bar and the relevant parts while the machine is running, and even while the machine is stopped.

Thanks to this stable lubrication and high "Oil Barrier" effectiveness, the P model machines protect your important sewn products against oil stains.



This feature reduces oil stains on sewn products, decreasing the use of stain remover. The W3500P / W3600P series are reliable sewing machines that create a clean work environment and contributes to global environmental protection.




The photos above show the W3600P series.

Point


02

New needle thread take-up mechanism


"Soft/tight seams" can be easily changed to "tight/soft seams," responding to a wide variety of sewn products made of extra light to heavy weight fabrics.



"Tight seam"



"Soft seam"




Point



03

User-friendly design that responds to the user's needs for ease of operation


- Needle bar stroke can be changed easily. So, the machine can sew from light to heavy materials.



- Thanks to the newly introduced tilt adjustment, the machine can go through cross seam sections smoothly (some of the subclasses do not have this feature).




- The drain hole is positioned at the bottom of the oil reservoir, so there is no need to remove the machine from the machine table when old oil is replaced. (This feature varies according to each sewing machine installation method).




- An alignment mark has been added to the spreader. Thanks to this mark, re-installing the spreader is easy.

Only W3500P series



- The oil filter catches dirt and dust, keeping the oil clean.




Point

04

Interlocking type feed mechanism

In order to make a feed dog adjustment, both the main and differential feed dogs should be adjusted separately. On this series, the movement ratio of both feed dogs can be changed at one time.



The photos above show the W3600P series.

Point

05

Detachable looper thread take-up

Only W3500P series

The looper thread take-up is detachable, so solving unexpected trouble is easy. In addition, the installation position is reproducible with no adjustments. Compared to traditional sewing machines, the looper thread take-up bracket is situated closer to the operator. Therefore, threading the looper is also easy.

The detachable type is easy to maintenance!



It can remove the thread without damaging looper thread take-up!



The problem of thread winds around looper thread take-up.



It is terrible to remove the thread !





Point

06

Easy maintenance!

Only W3500P series

The old design of the side and front covers has been changed. They can now be opened wide, so threading the machine and maintaining the area around the gauge parts are easy. In addition, removing the needle plate bracket is also easy. Thanks to this change, maintenance hours have been shortened. (W3500P series)



Option/Device


MS Condensed stitching device only W3600P series

Thanks to this device, no unraveling occurs because the stitches become automatically finer at the end of sewing. The need for a subsequent anti-unraveling operation is eliminated and quality of sewn products is increased.



UT Thread trimmer

The threads can be cut easily using the treadle. There is no need for the operator to cut the threads when sewing is completed. This feature greatly enhances operator efficiency and allows for increased production.



Top cover thread trimmer

These trimmers simultaneously cut needle, looper and top cover threads. There is no need for manual trimming, even during the sewing process when a top cover thread is used. The result is a substantial increase in production.



Underbed thread trimmer


This trimmer cuts needle and looper threads.

KH Flat type vacuum thread chain cutter Only W3500P series




The suction inlet is positioned flush with the needle plate and right behind the presser foot. Thanks to this feature, wide, double chainstitch, extra heavy weight or woolen thread chains are smoothly sucked up.

AT Automatic tape cutter Only W3500P series




The cutter knife automatically descends to cut a tape and/or thread chain when the sensor detects the edge of the fabric. Since the length of tape or thread chain that remains after a cut can be adjusted by stitch counting as desired, no skilled operator is needed.

TK Tape cutter



The cutter knife is lowered with the switch to cut the tape and/or thread chain. No scissors are needed. Two types of switches are available, finger and knee switches.

HG Open/Close type
of hemming guide



This sliding type hemming guide folds the fabric to form a hem in hemming operations. Thanks to this device, hemming is easy and resulting hem width is uniform, so quality products are obtained.

※Only the W3600P series can use this device.

FT Fabric edge trimmer



This is a device that trims the edge of the fabric when interlock stitch machines perform hemming, tape attaching or elastic inserting operations. The edge of the fabric is evenly and neatly finished.

MU Tension-adjustment type
elastic feeder



The tension-adjustment type elastic feeder (MU) feeds the elastic lace according to preset data while adjusting tension exerted on the elastic lace, so uniformly finished and quality products are obtained.

MD Mechanical metering
device



The elastic lace feeder with a mechanical metering device (MD), feeds the elastic lace according to the feeding amount of fabric that is fed, so that the feed of the elastic lace is even if the machine speed is changed. This results in uniform and beautiful elastic lace attaching operations.

RP Rear puller



The roller pulls the fabric from behind the needle drop hole. Thanks to this device, the machine smoothly sews difficult-to-feed fabrics, providing beautifully finished products with no plyshifting.

※Only the W3600P series can use this device.

PL Presser foot lift



Pressing the treadle with your heel raises the presser foot. This device is easy to use, thus decreasing operator fatigue and increasing productivity.

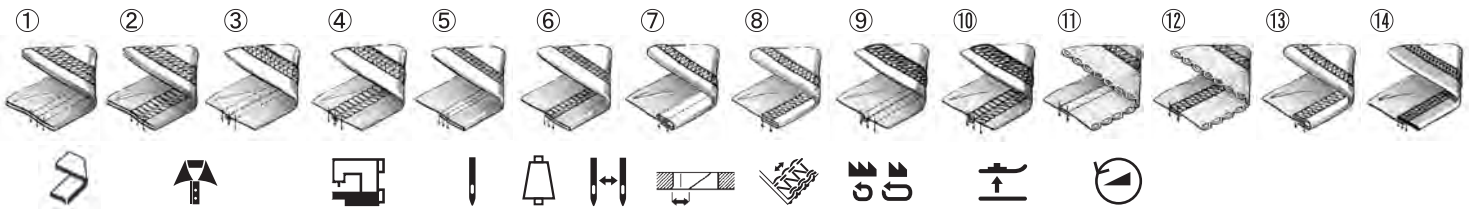
Subclasses

Display cases

W3664 P- 01G × 3 56 B S / UTOO

- 1 **H: High stroke**
- 2 **Subclass**
- 3 **No. of needles**
- 4 **Needle space**
- 5 **Needle plate finger**
B = For standard stitch length (1.8-2.3mm)
C = For coarse stitch length (2.5mm or more)
- 6 **Needle plate finger thickness**
S=2.8mm
T=3.3mm
- 7 **Devices**

Seam illustration



| Seam | Application | Subclass | No. of needles | No. of threads | Needle space (mm) | Needle plate | Stitch length (mm) | Diff. feed ratio | Presser foot lift (mm) | | | | Max. speed (sti/min) | Accessories / Option / Remarks |
|----------------|--|-------------|----------------|----------------|-------------------|--------------|--------------------|------------------|------------------------|-----|-------|---|----------------------|--------------------------------|
| | | | | | | | | | Std | | Hi | | | |
| | | | | | | | | | S | T | S | T | | |
| ① ② ③ ④ ⑤ ⑥ | Plain seaming (Covering) (Hemming) | W3664P-01G | 2 | 4 | 3.2 | BS,BT | 0.9 - 4.5 | 1:0.6 - 1.3 | 5.3 | 6.2 | 6,000 | Accessories : Covering and hemming guide Option : UT,RP,MS | | |
| | | | | | 4.0 | | | | | | | | | |
| | | | 3 | 5 | 4.8 | | | | | | | | | |
| | | | | | 5.6 | | | | | | | | | |
| ⑦ ⑧ | Binding tape | W3664P-02G | 2 | 4 | 3.2 | BS | 0.9 - 4.5 | 1:0.6 - 1.3 | 4.9 | 5.8 | 6,000 | Accessories : Tape stand Option : TK,RP,Binder | | |
| | | | | | 4.0 | | | | | | | | | |
| | | | 3 | 5 | 4.8 | | | | | | | | | |
| | | | | | 5.6 | | | | | | | | | |
| ③ ④ ⑨ ⑩ | Covering | W3664P-03F | 2 | 4 | 4.0 | BS,BT | 0.9 - 4.5 | 1:0.6 - 1.3 | 5.3 | 6.2 | 6,000 | Accessories : Covering guide Option : UT,MS Remarks : -03F : Flattening out overlock seams -03G : Folding over overlock seams | | |
| | | | | | 4.8 | | | | | | | | | |
| | | | 3 | 5 | 5.6 | | | | | | | | | |
| | | | | | 6.4 | | | | | | | | | |
| | | W3664P-03G | 2 | 4 | 4.0 | BS,BT | 1.0 - 4.4 | 1:0.6 - 1.3 | 5.3 | 6.2 | 6,000 | | | |
| | | | | | 4.8 | | | | | | | | | |
| | | | 3 | 5 | 5.6 | | | | | | | | | |
| | | | | | 6.4 | | | | | | | | | |
| ⑪ ⑫ | Attaching elastic lace | W3664P-05B | 2 | 4 | 3.2 | BS,BT | 0.9 - 4.5 | 1:0.6 - 1.1 | 3.9 | 4.8 | 5,000 | Accessories : FT Option : MD,TK,LC | | |
| | | | | | 5.6 | | | | | | | | | |
| | | | 3 | 5 | 6.4 | | | | | | | | | |
| ⑤ ⑥ | Hemming | W3664P-08B | 2 | 4 | 4.0 | BS,BT | 0.9 - 4.5 | 1:0.6 - 1.3 | 5.3 | 6.2 | 6,000 | Accessories : Hemming guide Option : UT,RP,HG,MS | | |
| | | | | | 4.8 | | | | | | | | | |
| | | | 3 | 5 | 5.6 | | | | | | | | | |
| | | | | | 6.4 | | | | | | | | | |
| | | W3664P-35A | 2 | 4 | 4.0 | BS,BT,CS | 0.9 - 4.5 | 1:0.6 - 1.3 | 5.3 | 6.2 | 5,000 | Accessories : FT,HG Option : UT,RP,LC,MS | | |
| | | | | | 4.8 | | | | | | | | | |
| | | | 3 | 5 | 5.6 | | | | | | | | | |
| | | | | | 6.4 | | | | | | | | | |
| | | W3664P-35B | 2 | 4 | 4.0 | BS,BT,CS | 0.9 - 4.5 | 1:0.6 - 1.3 | 5.3 | 6.2 | 5,000 | Accessories : FT Option : UT,RP,LC,MS | | |
| | | | | | 4.8 | | | | | | | | | |
| | | | 3 | 5 | 5.6 | | | | | | | | | |
| | | | | | 6.4 | | | | | | | | | |
| ⑬ | Attaching elastic tubular articles | W3664P-32D | 3 | 5 | 5.6 | BS,CS | 0.9 - 4.5 | 1:0.6 - 1.3 | 4.9 | 5.8 | 5,000 | Accessories : HG,RP Option : UT,MS | | |
| | | | | | 6.4 | | | | | | | | | |
| ⑭ | Attaching flat knit elastic tubular articles | W3664HP-33A | 3 | 5 | 5.6 | BS,CS | 0.9 - 4.5 | 1:0.6 - 1.3 | 4.5 | 5.4 | 5,000 | Accessories : FT,RP Option : UT,LC,MS | | |
| | | | | | 6.4 | | | | | | | | | |

* If you use a 2-needle machine with a needle space of 5.6 mm or 6.4 mm, remove the middle needle from a 3-needle sewing machine.
* The maximum machine speed varies according to the sewing conditions.

Common specifications

Flatbed type for easy operation
even on long goods



Cylinder bed that's most suitable
for tubular articles



W3500P specifications

No. of needles : 2 - 4 needles
No. of threads : 3 - 6 threads
Needle space : 2-needles (3.2mm、4.0mm、
4.8mm、5.6mm)
3-needles (5.6mm、6.4mm)
4-needles (6.0mm)
Main feed dog's movement amount : 1.2~4.4 mm^{*}
Differential feed ratio : 1 : 0.5~1 : 1.5^{*}
Presser foot lift : 6.3 mm^{*}
Maximum speed : 6,000 sti/min^{*}
Stitch length adjustment : Push-button
Differential feed ratio adjustment :
Lever that can be adjusted intermittently during sewing

^{*}Details differ according to subclasses and sewing conditions.

W3600P specifications

No. of needles : 2 - 3 needles
No. of threads : 3 - 5 threads
Needle space : 2-needles (3.2mm、4.0mm、
4.8mm)
3-needles (5.6mm、6.4mm)
Main feed dog's movement amount : 0.9~4.5 mm
Differential feed ratio : 1:0.6~1 : 1.3 mm^{*}
Presser foot lift : 5.3 mm^{*}
Maximum speed : 6,000 sti/min^{*}
Stitch length adjustment : Dial
Differential feed ratio adjustment :
Lever that can be adjusted intermittently during sewing

^{*}Details differ according to subclasses and sewing conditions.

PEGASUS CO., LTD.

5-7-2 Sagisu Fukushima-ku, Osaka 553-0002 Japan

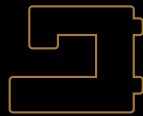
TEL : +81-6-6458-4739

FAX : +81-6-6454-8785

URL : <https://www.pegasus.co.jp/>



W3500P SERIES



2,3 or 4-needle,flatbed,interlock stitch machine

W3600P SERIES



2 or 3-needle,cylinderbed,interlock stitch machine